

STANDARD COLORS  
26-GAUGE MATERIAL

PBR, PBU, AVP, PBC, PBD PANELS ONLY

**Polyvinylidene Fluoride (PVDF);**

**Low Gloss**

\*\* Minimum quantities and/or extended lead times required for 24-gauge. Please inquire.



HARBOR BLUE\*



COLONIAL RED\*




MEDIUM BRONZE\*



PACIFIC BLUE\*



NATURAL PATINA\*\*



SNOW WHITE\*



SLATE GRAY\*



ALMOND\*



MIDNIGHT BRONZE\*



CLASSIC GREEN\*



EVERGLADE\*



BROWNSTONE\*



TUNDRA\*




SPRUCE\*



HUNTER GREEN\*



BRITE RED\*\*



BONE WHITE\*

## METALLIC


Metallic coatings are directional. Panels and trim must be installed oriented in the same direction to prevent perceived shade variances.



COPPER METALLIC \*\*



SILVER METALLIC\*



US STEEL BUILDINGS

*DO NOT USE THIS DIGITAL COLOR CHART FOR COLOR MATCHING*